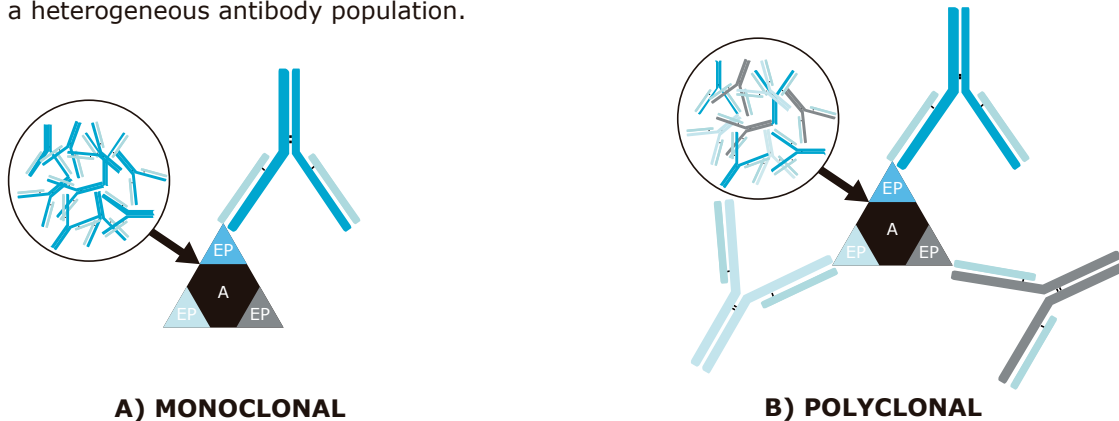


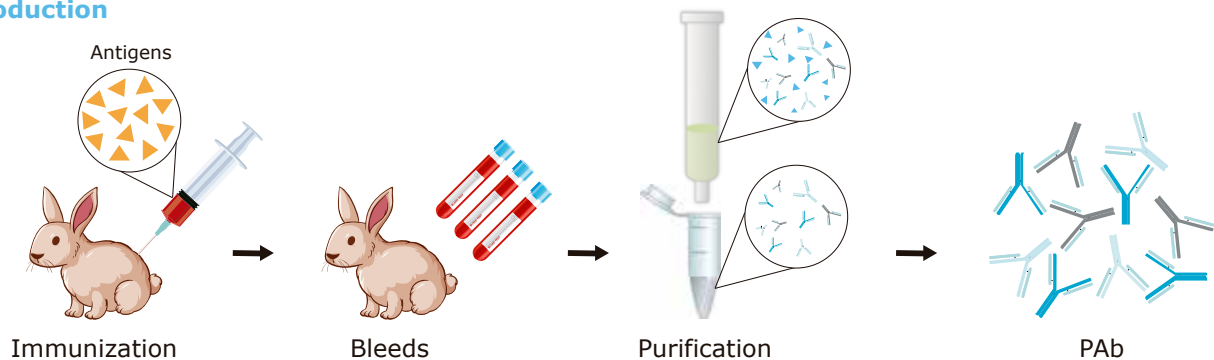
Polyclonal antibodies

Polyclonal antibodies are a heterogeneous mixture of immunoglobulin molecules secreted against a particular antigen from different clones of plasma B cells. It recognises and interacts with different epitopes on the same antigen as a heterogeneous antibody population.



They are produced by injecting an immunogen several times into an animal (often a rabbit or a goat) to elicit a primary immune response to produce higher titers of antibodies against the specific antigen. After immunization, polyclonal antibodies can be obtained directly from serum or purified to get a solution free of other serum proteins.

PAb production



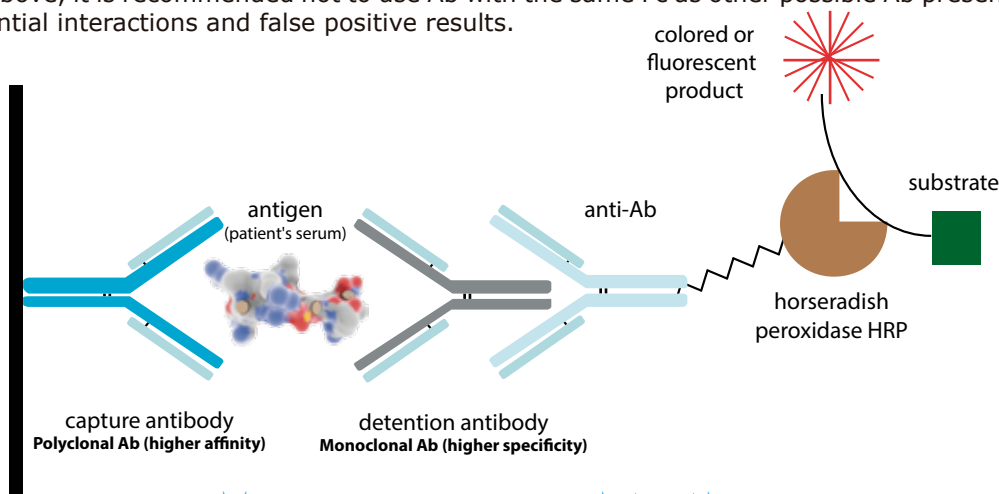
Characteristics of polyclonal antibodies:

- ▶ Are more inexpensive than monoclonal Ab
- ▶ The development time is shorter
- ▶ The overall affinity on the immunogen is higher due to the additional effect of the affinity of every Ab recognizing a different epitope.
- ▶ They are recommended for the coating position in a sandwich format ELISA, CLIA and lateral flow as they usually have higher affinity.
- ▶ They have higher sensitivity as they react to different epitopes in the same immunogen
- ▶ There is more batch-to-batch variability as the batches are produced in different animals and do not come from the same clone.
- ▶ Higher cross-reaction possibilities due to the recognition of several epitopes, but affinity purification can reduce to a large extent this cross-reactivity.

Applications of polyclonal antibodies:

These polyclonal Abs are not oriented to be used as an internal control in immunoassays for human Ab detection, as the Fc of this Ab is from a rabbit or a goat, and a human Fc would be required.

These polyclonal Abs are oriented to developing an **immunoassay for antigen detection**, mainly in a sandwich format and, more specifically, at the capture position, combined with a monoclonal Ab used at the detection position. In these cases above, it is recommended not to use Ab with the same Fc as other possible Ab present in the analysed sample for potential interactions and false positive results.



REKOM BIOTECH'S POLYCLONAL ANTIBODIES

CYTOMEGALOVIRUS (CMV)				
NAME	CAT NUMBER	SOURCE	IMMUNOGEN	APPROX. TITER
Anti-pp52	PAB0001	Rabbit	pp52	WB: 1/3,000-1/3,500 ELISA: 1/25,600-1/51,200
Anti-pp150	PAB0002	Rabbit	pp150	WB: 1/3,000 ELISA: 1/12,800 - 1/25,600
Anti-pp65	PAB0003	Rabbit	pp65	WB: 1/4,500-1/5,000 ELISA: 1/51,200-1/102,400
Anti-cross-reactive carbohydrate determinants (CCD) antibodies				
NAME	CAT NUMBER	SOURCE	IMMUNOGEN	APPROX. TITER
Anti-CCD	PAB0004	Rabbit	CCD	WB: 1/4,500-1/5,000 ELISA: 1/102,400-1/204,800
TOXOPLASMOSIS (<i>Toxoplasma gondii</i>)				
NAME	CAT NUMBER	SOURCE	IMMUNOGEN	APPROX. TITER
Anti-GRA7/GRA8	PAB0005	Rabbit	GRA7 GRA8	WB: 1:8,000-1:10,000 ELISA: 1/25,600 -1/204,800
Anti-p30 (SAG1)	PAB0010	Rabbit	p30	WB: 1:2,000-1:4,000 ELISA: 1/800 -1/102,400
CHAGAS (<i>Trypanosoma cruzi</i>)				
NAME	CAT NUMBER	SOURCE	IMMUNOGEN	APPROX. TITER
Anti-Chagas	PAB0007	Rabbit	1F8 FRA B13	WB: 1:8,000-1:10,000 ELISA: 1/1,638,400 - 1/12,800
HEPATITIS B (HBV)				
NAME	CAT NUMBER	SOURCE	IMMUNOGEN	APPROX. TITER
Anti-HBcAg	PAB0008	Rabbit	HBcAg	WB: 1:8,000-1:10,000 ELISA: 1/6,400 - 1/819,200
TUBERCULOSIS (<i>Mycobacterium tuberculosis</i> (Koch's bacillus))				
NAME	CAT NUMBER	SOURCE	IMMUNOGEN	APPROX. TITER
Anti-TB	PAB0009	Rabbit	CFP10:ESAT6	WB: 1:8,000-1:10,000 ELISA: 1/6,400 - 1/819,200

ATYPICAL PNEUMONIA (<i>Mycoplasma pneumoniae</i>)				
NAME	CAT NUMBER	SOURCE	IMMUNOGEN	APPROX. TITER
Anti- <i>Mycoplasma pneumoniae</i>	PAB0011	Rabbit	P1 (p. 16) P30 (p. 16)	WB: 1/20,000 ELISA: 1/10,000 - 1/1,280,000
LEPTOSPIROSIS (<i>Leptospira interrogans</i>)				
NAME	CAT NUMBER	SOURCE	IMMUNOGEN	APPROX. TITER
Anti-LipL21-LipL32	PAB0012	Rabbit	LipL21(p. 17) LipL32 (p. 17)	WB: 1/15,000 ELISA: 1/3,200 - 1/409,600
EHRlichiosis (<i>Ehrlichia canis</i>)				
NAME	CAT NUMBER	SOURCE	IMMUNOGEN	APPROX. TITER
Anti-gp19	PAB0013	Rabbit	gp19 (p. 17)	WB: 1/10,000 ELISA: 1/200 - 1/25,600
ANAPLASMOSIS (<i>Anaplasma phagocytophilum</i>)				
NAME	CAT NUMBER	SOURCE	IMMUNOGEN	APPROX. TITER
Anti-p44	PAB0014	Rabbit	p44 (p. 16)	WB: 1/20,000 ELISA: 1/1,600 - 1/204,800



An ISO 9001 and ISO 13485 certified company
- ensuring commitment to quality standards globally -